



**FALL FLOWER, FRUIT & VEGETABLE SHOW**  
**THEME: “Group of Seven”**  
**September 9, 2024 – Carp Memorial Hall**

### General Rules and Tips

- Entries to be placed between 6:15 p.m. and 7:00 p.m.
- Entry tags are available when you sign in.
- For info on how to prepare entries consult *Ontario Judging and Exhibiting Standards for Floral Design and Horticulture* (OJES), The Garden Clubs of Ontario; Ontario Horticultural Association, Second Edition, 2019. This Standard Show will be judged according to OJES.
- End-of-Year Awards are based on aggregate points for the year, as follows:

1<sup>st</sup> = 5 points

2<sup>nd</sup> = 3 points

3<sup>rd</sup> = 2 points

Honourable Mention = 1 point,

Best in Show Horticulture (selected from 1<sup>st</sup> place entries) = 5 points

Best in Show Design (selected from 1<sup>st</sup> place entries) = 5 points

Judge’s Choice (need not be 1<sup>st</sup> place winner in a class) = 5 points

## **Horticulture Entries:**

- More than one entry is permitted per person per class provided each entry is a different cultivar.
- All horticulture specimens must be grown by the exhibitor.
- House plants must have been in the possession of the exhibitor for a minimum of three (3) months.
- Paper plates will be provided for fruit and vegetable entries.
- All cut specimens to be shown in clear glass.
- A bud showing colour is considered a bloom.
- Name your specimen where possible.

## **Design Entries:**



- One entry per class in design.
- Foliage and floral material can be acquired from other sources unless otherwise stated.
- Use of harmful, poisonous, invasive and/or endangered plant material is prohibited.
- Beginner Design exhibitors are those who have never won a first-place ribbon in one of the two previous years entering WCGC shows -- you will enter Beginner 'A' classes.
- Advanced Design exhibitors are those who have received a first-place ribbon in one of the two previous years of showing at WCGC shows -- you will enter Advanced 'B' Classes.


<b>DIVISION 1 - HORTICULTURE</b>		
<b>CLASS</b>	<b>Specimens</b>	
1	Aster, perennial	1 spray
2	Cosmos, same variety	3 stems
3	Dahlia, same variety, under 10cm (4")	3 stems
4	Dahlia, 10cm (4") and over	1 stem
5	Echinacea, same variety	3 stems
6	Gladiolus	1 spike
7	Grasses, Ornamental, same cultivar, grown for seed interest, named	3 stems
8	Heuchera, same variety	3 leaves
9	Hosta, same variety	3 leaves
10	Hydrangea	1 stem or branch
11	Marigold, same variety	3 stems including foliage
12	Rudbeckia	3 stems
13	Zinnia	3 stems
14	Collection of annuals, A.O.C., named in one container	Minimum 3 stems
15	Collection of perennials, A.O.C., named, each in its own clear-glass container and displayed on a tray	Minimum 3 stems
16	Collection of herbs, named in one container, may include edible flowers	Minimum 5 stems
17	A potted Cactus, one plant	1 pot – no cache-pot

<b>DIVISION 2 – VEGETABLES AND FRUITS</b>		
<b>CLASS</b>	<b>Specimens exhibited on a white plate, plates provided</b>	
18	Cucumber	3 of a kind
19	Garlic	3 bulbs
20	Peppers, sweet or hot, any colour	3 of a kind
21	Collection of salad edibles displayed in container with water	Minimum 5 edibles
22	Tomatoes	3 of a kind
23	Tomatoes, Cherry	1 Truss
24	Apples, Crab	6 of a kind
25	Any other cultivar (A.O.C.) not listed above	3 of a kind

**DIVISION 3 – DESIGN – “Group of Seven”**

NOVICE “A” Classes – A Novice has not received a 1<sup>st</sup> place ribbon in Design in *each* of the last two years.

CLASS	Description	
26a	“The Red Maple” by A.Y. Jackson	A vegetative parallel design  A painting of a red maple tree in a stream. The tree is in the foreground, with its vibrant red leaves contrasting against the dark, turbulent water of the stream. The background shows a rocky shoreline and a forest.
26b	Same as above, but for advanced exhibitors	
27a	“The Indian Church” by Emily Carr	A foliage design  A painting of a white church in a dense forest. The church is a simple, white structure with a steeple, set against a backdrop of thick, dark green foliage. The style is characteristic of the Group of Seven, with bold colors and a focus on nature.
27b	Same as above, but for advanced exhibitors	

28a	"Light and Shadow" by Franklin Carmichael	A design of your choosing 
28b	Same as above, but for advanced exhibitors	

<b>CLASS</b>	<b>DIVISION 4 - SPECIAL EXHIBITS</b>
30	A dish garden

### DEFINITIONS

**Parallel Design** – A Parallel Design is a design in which three or more groupings are placed in a parallel manner with open spaces between the groupings. The parallel direction may be vertical, horizontal or diagonal. The design is in one container or in containers combined to appear as one unit. **Vegetative Parallel** – The design of plant material is shown as it grows in nature, i.e., taller growing flowers are placed higher in the design and shorter growing ones are placed lower. There is no mixing of seasons. Plant material is not abstracted or manipulated. Any accessories used must be objects naturally found in an area where the plant material would grow, e.g., pebbles, sand, etc.

**Foliage Design** – A design in which foliage predominates.

**Dish Garden** – A number of horticulturally-compatible plants growing in a shallow, open, portable container.

**A.O.C.** meaning "Any Other Cultivar"

**Cache-pot** – a decorative pot which covers the pot in which the specimen is growing.